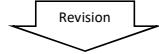


>>Intensifying measures to counter climate change

We set the targets for FY2031 in FY2020. Target: 30% reduction in FY2031 compared to FY2014

Item	Boundary of the Report	Units	FY2019		FY2020		FY2021		FY2022	FY 2031
			Target	Result	Target	Result	Target	Result	Target	Target
Greenhouse gas emissions (Scope 1,2)	Consolidated	t-CO2	1,066,000	1,020,408	999,000	991,267	971,000	843,548	957,000	809,000
Greenhouse gas emissions (Scope 1,2,3)	Consolidated	t-CO2	5,704,000	5,758,800	5,638,000	5,641,885	5,524,000	5,295,013	5,401,000	4,428,000



In consideration of the social situation, the target level was changed from 2.0 degree C to 1.5 degree C in FY2022. Target: 46% reduction in FY 2031 compared to FY 2020

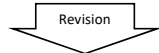
Item	Boundary of the Report	Units	FY2019		FY2020		FY2021		FY2022	FY 2031
			Target	Result	Target	Result	Target	Result	Target	Target
Greenhouse gas emissions (Scope 1,2)	Consolidated	t-CO2	1,066,000	1,020,408	999,000	991,267	971,000	843,548	908,000	533,000
Greenhouse gas emissions (Scope 1,2,3)	Consolidated	t-CO2	5,704,000	5,758,800	5,638,000	5,641,885	5,524,000	5,295,013	5,168,000	3,035,000

*The target for FY2022 is a reduction of 4.2% per year from FY2020, based on the 1.5 level.

>>Achieving diversity

We set the targets for FY2021 in FY2019.

Item	Boundary of the Report	Units	FY2019		FY2020		FY2021	
			Target	Result	Target	Result	Target	Result
Number of female managers	Kyocera	-	-	52	-	79	60	112

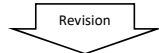


We achieved the target in FY2020, and set the new target for FY2024 in FY2020.

Item	Boundary of the Report	Units	FY2019		FY2020		FY2021		FY2022	FY 2024
			Target	Result	Target	Result	Target	Result	Target	Target
Percentage of management positions held by women	Kyocera	%	-	1.8%	-	2.7%	-	3.5%	-	6.0%

>>Establishing safe and secure working environments

Item	Boundary of the Report	Units	FY2019		FY2020		FY2021	
			Target	Result	Target	Result	Target	Result
Lost time accident rate	Consolidated (portion of locations in Japan and Asia)	Incidents per million hours	-	0.32	-	0.22	-	0.30



In order to strengthen measures against industrial accidents, we analyzed the details of industrial accidents in FY2020 and set targets for following fiscal year.

Item	Boundary of the Report	Units	FY2019		FY2020		FY2021		FY 2022
			Target	Result	Target	Result	Target	Result	Target
Frequency rate of work-related accidents	Consolidated (portion of locations in Japan and Asia)	Incidents per million hours	-	0.75	-	0.62	0.40	0.75	0.52
Fire accident		number of cases	-	5	-	6	0	3	0