

## 1. Components Business

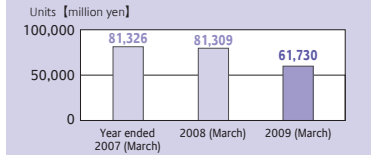
### Fine Ceramic Parts Group

As a result of a substantial slump in component demand led by sharp decline in production activity in numerous industries, namely the semiconductor and automotive industries, overall sales and operating profit in this reporting segment decreased compared with fiscal 2008.

Net sales	¥61,730 million,	down 24.1% year on year
Operating profit	¥-240 million,	down ¥11,407 million year on year

- Information & Telecommunication Components
- Sapphire Substrates
- Components for Semiconductor Processing Equipment
- Components for LCD Manufacturing Equipment
- Automotive Components
- General Industrial Ceramic Components

#### Net Sales



Sapphire Substrates for LEDs


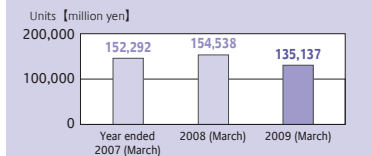
### Semiconductor Parts Group

As a result of rapid deterioration in demand for ceramic packages used mainly in digital consumer equipment and organic packages used mainly in servers from the latter half of the second quarter of fiscal 2009, sales and operating profit in this reporting segment both decreased compared with fiscal 2008.

Net sales	¥135,137 million,	down 12.6% year on year
Operating profit	¥8,671 million,	down 56.7% year on year

- Ceramic Packages for Crystal and SAW Devices
- CCD/CMOS Sensor Ceramic Packages
- LSI Ceramic Packages
- Wireless Communication Device Packages
- Optical Communication Device Packages and Components
- Organic Multilayer Packages and Substrates

#### Net Sales



Ceramic Packages for Crystal and SAW Devices

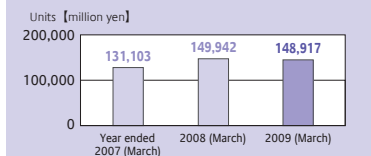
### Applied Ceramic Products Group

Demand continued to show strong expansion until the third quarter, particularly in Europe and the United States, resulting in sales growth in the solar energy business compared with fiscal 2008. However, a significant decline in production activity in the automotive industry from the second half led to a decrease in demand for cutting tools. As a result, sales in this reporting segment decreased slightly compared with fiscal 2008. Operating profit was down due to one-off charge relating to an impairment of goodwill at a subsidiary as well as decreased sales for cutting tools.

Net sales	¥148,917 million,	down 0.7% year on year
Operating profit	¥27,469 million,	down 15.9% year on year

- Residential and Industrial Solar Power Generating Systems
- Solar Cells and Modules
- Cutting Tools, Micro Drills
- Medical and Dental Implants
- Jewelry and Application Products

#### Net Sales



Solar Power Generation System

### Electronic Device Group

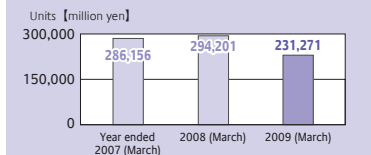
Demand for digital consumer equipment declined due to the global economic downturn, forcing a rapid decline in production of digital consumer equipment and inventory adjustments for components thereof from the second half. Further, the impact of a decline in component prices and yen appreciation coupled with an impairment loss of certain fixed assets led to decreases in sales and operating profit in this reporting segment compared with fiscal 2008.

Net sales	¥231,271 million,	down 21.4% year on year
Operating profit	¥-4,070 million,	down ¥40,594 million year on year

- Ceramic Capacitors
- Tantalum Capacitors
- Timing Devices
- SAW Devices
- RF Modules
- EMI Filters
- Connectors
- Thermal Printheads
- Inkjet Printheads
- Amorphous Silicon Photoreceptor Drums
- Liquid Crystal Displays

TCXOs, Crystal Units, Clock Oscillators and Ceramic Resonators

#### Net Sales



Timing Devices

## 2. Equipment Business

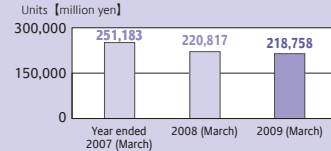
### Telecommunications Equipment Group

Although the mobile phone handset related business newly acquired from SANYO Electric Co., LTD. ("SANYO") contributed to sales from fiscal 2009, replacement demand for mobile phone handsets in the Japanese market weakened sharply while sales in overseas markets also decreased. As a result, sales in this reporting segment decreased only slightly compared with fiscal 2008. This reporting segment recorded an operating loss in fiscal 2009 due to the impact of a decrease in sales combined with decline in product price and the execution of structural reform at an overseas subsidiary.

Net sales	¥218,758 million,	down 0.9% year on year
Operating profit	¥-17,713 million,	down ¥24,499 million year on year

- CDMA Mobile Phone Handsets
- Personal Handy Phone System (PHS) related Products [PHS Mobile Phone Handsets and PHS Base Stations]
- Wireless Broadband Systems such as iBurst™

#### Net Sales



Mobile Phone Handset [W65K]

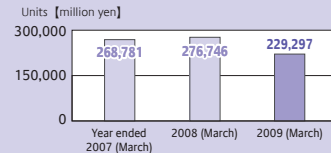
### Information Equipment Group

Despite implementing various strategies to expand sales, such as continuous new product launches and extending sales networks, the impact of the yen's appreciation against the Euro and U.S. dollar coupled with significant restrictions on information technology investment in the corporate sector resulted in a decrease in sales of printers and digital MFPs. As a result, both sales and operating profit in this reporting segment decreased compared with fiscal 2008.

Net sales	¥229,297 million,	down 17.1% year on year
Operating profit	¥13,497 million,	down 65.9% year on year

- ECOSYS Printer
- Copying Machines
- Multifunction Peripheral

#### Net Sales



Color Multifunction System [TASKalfa 500ci series]

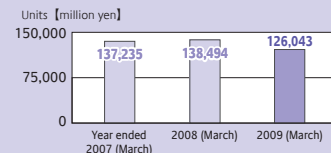
## 3. Others

Sales in this reporting segment for fiscal 2009 decreased compared with fiscal 2008 due primarily to a decrease in sales of materials for electronic components. Despite an impairment to goodwill at a subsidiary, operating profit increased compared with fiscal 2008 due to one-time gains from sales of real estate.

Net sales	¥126,043 million,	down 9.0% year on year
Operating profit	¥14,106 million,	up 46.4% year on year

- Telecommunication Engineering Business
- Integration Business on Information Systems and Network Infrastructures
- Data Center Business
- Management Consulting Business
- Chemical Materials for Electronic Components, Electrical Insulators, Molded Products
- Hotel Business

#### Net Sales



Flexible Printed Wiring Board Materials